


## How can I operate the answering machine remotely?

You can check your answering machine from any other telephone (e.g. hotel phone, pay phone).









### Prerequisite:

You can only operate your answering machine remotely if you have already **changed** the factory default PIN (0000) from home.

Dial your own telephone number.

While you are hearing your announcement: Press key  (9) and enter the system PIN. You are informed whether new messages have been recorded.

You will hear the new messages. You have the following options:


Go to the start of the current message	press key  (1)
Go to the previous message	press key  (1) repeatedly
Pause	press key  (2)
Continue	press key  (2) once more
Go to the next message	press key  (3)
Go to the following message	press key  (3) repeatedly
Mark the message as "New"	press key  (*)
Delete the current message	press key  (0)

### Important:

For remote replay, your telephone must support tone dialling (DTMF). You can hear a tone when you press a key. If not, you must use a tone generator (available in shops).

### Activating the answering machine remotely

If you forgot to activate your answering machine, you can switch it on remotely. Let your telephone ring for approx. 1 minute. You will hear: "Please enter PIN".

Press key  (9) and enter system PIN (must not be 0000!). Your answering machine is now activated.