


## How do I set the date and time?





### 1. On the base station

Open menu, press the  key.





2. Select "Settings" with the display key . Confirm with the display key .




3. Select "Tel.settings" with the display key . Confirm with the display key .

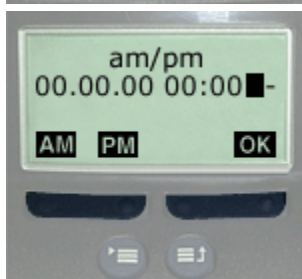


4. Select "Date / time" with the display key . Confirm with the display key .



5. Select "Set Date/Time". Confirm with the display key .

The display has an input field that depends on whether 12-hour or 24-hour display format is selected.



### 6. Example:

Entry in 12-hour format.

Press display key "AM" for morning.

Press display key "PM" for afternoon.



Enter the day and the time. Confirm with the display key **OK** .



### 7. Example:

Entry in 24-hour format.

Enter the day and the time. Confirm with the display key **OK** .

