
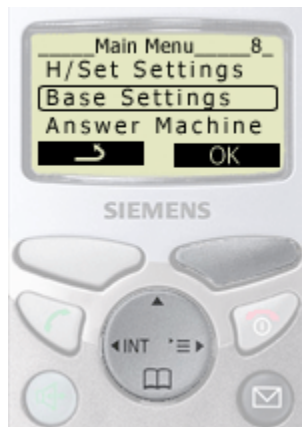



How do I switch between internal/external call forwarding?

Calls can be forwarded by the base station (internal) or by the provider (external). In the case of internal call forwarding, the second B-channel is used.



1. Open the menu, press control key  (on the dark displayed side).






2. Select "Base Settings", press control key  and confirm with display key **OK**.



3. Select "Settings" with display key **↓** or **↑**. Confirm with display key **OK**.

4. Select "ISDN settings" with display key **↓** or **↑**. Confirm with display key **OK**.



5. Select "Int. call forw." or "Ext. call forw." with display key  oder . Confirm with display key .

(With check mark (✓) in front of menu item = ON, no check mark = OFF).