


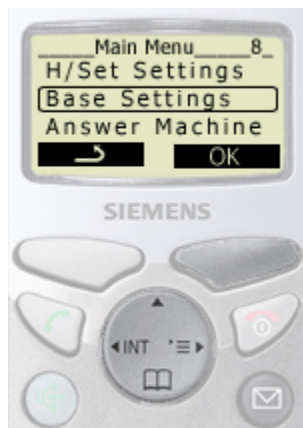
How can I store the MSN call numbers?


You can configure up to 10 own call numbers (MSNs) at your base station.

Each newly assigned MSN is automatically assigned its own ringer melody. This setting enables you to change the type of melody.



1. Open the menu, press control key  (on the dark displayed side).



2. Select "Base Settings", press control key  and confirm with display key **OK**.



3. Select "Settings" with display key **↓** or **↑**. Confirm with display key **OK**.

4. Select "ISDN settings" with display key **↓** or **↑**. Confirm with display key **OK**.



5. Select "Set up MSN". Confirm with display key **OK**.




6. Choose an MSN with display key **↓** or **↑**. Confirm with display key **≡+**.



7. Confirm "Edit entry" with display key **OK**.

In this menu you can also display or delete an MSN, or configure another ring melody.





8. Enter new **or** modified MSN and/or names and confirm with display key **→**.



9. "Save entry". Confirm with display key **OK** .