
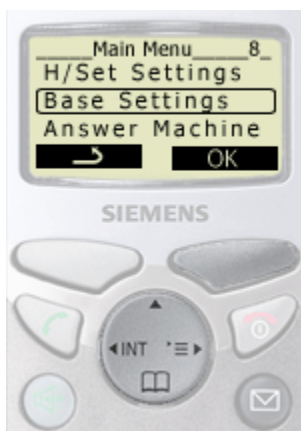



How do I enter an automatic start/end time for night service?



1. Open the menu, press control key  (on the dark displayed side).






2. Select "Base Settings", press control key  and confirm with display key **OK**.




3. Select "Night service" with display key **↓** or **↑**. Confirm with display key **OK**.

4. Choose an MSN with display key **↓** or **↑**. Confirm with display key **OK**.



5. Select "Start time" or "End time" with display key  or . Confirm with display key .



6. Enter start time or end time and confirm with display key .





7. "Save entry". Confirm with display key **OK**.