
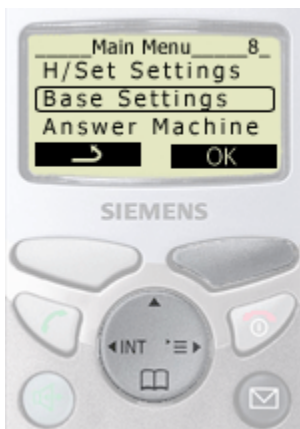



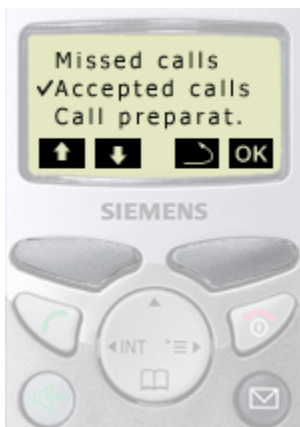
How can I check, delete numbers in a calls list, delete a list or change a number?



1. Open the menu, press control key  (on the dark displayed side).



2. Select "Base Settings", press control key  and confirm with display key **OK**.



3. Select "Missed calls" or "Accepted calls" with display key **↓** or **↑**. Confirm with display key **OK**.

4. Select the required call with display key **↓** or **↑**. Confirm with display key **≡+**.



5. Select "Display entry" with display key **↓** or **↑**. Confirm with display key **OK**.

Together with the telephone number, the date and time of the call are also displayed.



6. Or

Select "Delete entry" with display key **↓** or **↑**. Confirm with display key **OK**.



7. Or

Select "Delete list" with display key **↓** or **↑**. Confirm with display key **OK**.





8. Or

Select "Change number" with display key **↓** or **↑**.
Confirm with display key **OK**.

Change number and confirm with display key **≡+**.

"Save entry". Confirm with display key **OK**.

