


How can I dial from the Calls List using the message button?


On the Gigaset 4000 Comfort, new calls in the missed calls list are indicated by a message on the display and a flashing status LED.


Pressing the message button  gives you a direct access to new calls.




1. Press the message button .

If there are no new messages in the answering machines, the entries in the calls list are displayed immediately. If there are new messages on an answering machine and entries in the calls list, the menu item "Missed calls" must also be confirmed with display key **OK**.



2. Select the required call with display key **↓** or **↑**. Press off-hook key  (do not confirm with display key **≡+** first).

The call number is dialled.



Or

Select the required call with display key **↓** or **↑**. Confirm with display key **≡+**.

Select "Dial number" with display key **↓** or **↑**. Confirm with display key **OK**.

The call number is dialled.

